



Barbara Arguedas - Spirit Alcove

Santa Fe, New Mexico USA

This work is based on places I have visited. The alcoves are generally high up on the walls of canyons and built within an overhang of the canyon wall. Ruins like these tell a story of life around one thousand years ago.

Materials: Cotton, fabric paint

Techniques: Pieced, sewn, painted, embroidered, fused appliqué, free motion quilted



Mel Beach - O-FISH-ial FIN-ale

San Jose, California USA

This is my 15th and final FINished composition made during my 100 Days of Dice Compositions (May-September 2021). With only 2 days remaining, I wasn't sure if I COD finish this final piece in time. White prepared for dye fabric was transformed with acrylic paints using two of my CURRENT favorite mark-making techniques: stamping and fauxbori printing. The various motifs were fused and layered with free-motion quilting, hand embroidery, and a bit of bling via sequins to create this technicolor seascape. You can TUNA into the creation of this piece and SEA the entire series of Dice Compositions via my online Design by Dice gallery: <https://melbeachquilts.com/gallery#/designbydice/>

Materials: Cotton, fusible web, stamps, acrylic paints, embroidery floss, sequins

Techniques: Stamped, pole-wrapped fauxbori, raw edge fusible appliquéd, free motion quilted, hand embroidered



Maria Billings - Hawaiian Palms

Oregon House, California USA

Since my first granddaughter was recently born on Maui, Hawaii, we visited a couple of times. The landscape, climate, palm trees, etc. are so much more exotic than the pine forest in which we live—they inspired this "textile painting."

Materials: Silk, cotton, acrylic paint, thread

Techniques: Hand dyed, painted, hand and machine stitched



Peggy Brown - Tulips For You

Nashville, Indiana USA

Like most of my work, Tulips for You began when I collaged a few of my hand-painted fabrics and paper into an abstract design. I added a digital transfer of one of my pencil drawings of tulips that I printed on tissue paper.

Materials: Silk, archival tissue, transparent watercolor paint

Techniques: Hand painted, collaged, digitally transferred



JoAnn Camp - Postcard From Rainier

Greenville, Georgia USA

Based on a photo from a recent trip to Washington state with my grandson. It was a beautiful, cloudless day and we had wonderful views of the mountain from all sides—a treasured memory of time spent with one of my favorite people.

Materials: Cotton, fabric paint, thread

Techniques: Raw-edge machine appliquéd, machine quilted



Diana M. Carnahan - In Line

Attica, Michigan USA

In Line was an exercise in line and shape with the quilting creating the secondary design.

Materials: Cotton

Techniques: Raw edge fused appliqué, machine quilted



Jette Clover - Winter Message

Lier, Antwerpen Belgium

I love the misty, subtle light in winter with the stark contrast of bare trees.

Materials: Cotton, cheesecloth

Techniques: Dyed, screen printed, flour paste printed, collaged, hand stitched



Nancy Costea - Fossil

Wimberley, Texas USA

This quilt was inspired by a fossil I saw at a state park. I was struck by the patterns formed within the spiral.

Materials: Cotton, batting

Techniques: Pieced, reverse appliquéd, hand quilted



Anne Daughtry - Yes, The Crow Will Dunk His Bread into the BirdBath

Eugene, Oregon USA

Our back yard is a playground for birds. We see many species, but the most amusing are the crows. We frequently toss old bread out into the yard, and almost immediately a crow, or maybe more than one, will show up and start eating. But apparently they like soft bread. Many times, the crow will jump across the yard to the bird bath, hop up on the rim, and dunk the bread in the water before he eats it. We try to keep the bath water clean, but birds don't have good cleanliness habits. That is the funniest thing. They will fight over the bread, leave it on the grass, but dunking it to eat is fascinating.

Materials: Cotton, silk, taffeta

Techniques: Ice dyed, scrunched, fussy cut



Jaye Dodds - My Amazing Amoeba

Fort Worth, Texas USA

Many years ago, I took a class at Arrowmont School of Arts and Crafts with Marina French. She taught embellishing, using different materials, stitching, manipulating fabric, etc. My entry is a result of what I learned from her: "My Amazing Ameoba".

Materials: Thread, beads, silk, marbled fabric

Techniques: Couched, trapunto quilted, embroidered



Aileyn Renli Ecob - Midnight

Walnut Creek, California USA

I simplified a nature photo, using only the strongest lines in the design of this piece.

Materials: Cotton, batting, decorative thread

Techniques: Machine pieced, hand quilted, decorative stitched



Kerry A. Faraone - Squid Game

Purcellville, Virginia USA

Representation of the playing grid of a Korean children's playground game...

Materials: Batiks

Techniques: Raw edge appliqué



Floris Flam - The View

Bethesda, Maryland USA

My work is usually improvisationally pieced and often suggests the built environment. This time, I used a selection of cottons I made using thickened dye and several techniques: screen printing, scraping, and rubbing. I quilted it using trilobal polyester thread and finished it with satin-stitched edging using variegated cotton thread.

Materials: Cotton, thread

Techniques: Hand dyed, machine pieced, machine quilted



Gina M. Gahagan - Marking Time

Bozeman, Montana USA

The past couple of years have been a time of heightened change: adapting to COVID, masks and distancing, loss of loved ones, how we visit friends, care for each other, and for ourselves. At times it seems as though time does indeed stand still. This piece highlights some of the ways we keep time, and it is a reflection of my changed focus on the passing of time and the importance of caring for each other all the time.

Materials: Cotton, leather, batting, acrylic inks, pen, polymer clay, beads, glue, thread

Techniques: Free motion quilted, thread wrapped, beaded, laced, illustrated, sculpted, inked, glued



Gwen Ellen Goepel - Shine On

Floyd, Virginia USA

The beauty of the sun shining on the blue and green colors of nature, depicting the ocean water and/or a mountainous wilderness.

Materials: Linen, silk, woven and batik fabrics, chiffon, tulle, cheesecloth, merino wool

Techniques: Discharge dyed, machine quilted, stitched



Candyce Grisham - Bloom

Washington, Missouri USA

Bloom—that time of year when everything is reawakened. A joyous reminder.

Materials: Stencils, paint, floss

Techniques: Gelli printed, stenciled, hand embroidered




Armi Heikkinen - Ruska

Grancy, Vaud Switzerland

In Sami language, "ruska" means the season between summer and autumn (Indian Summer). The Sami people and many visitors from the other parts of Finland go in late August to celebrate these beautiful colors of Tundra.

Materials: Felt, silk, wool

Techniques: Hand dyed, machine sewn, formed and fixed, hand stitched




Elaine J. Hoffman - Water Finds a Way

Johnstown, Colorado USA

Water is the key to life. Water is stronger than rock and softer than silk. Water always finds a way to the ocean.

Materials: Cotton, batting, hand spun linen fiber

Techniques: Hand spun, free motion quilted, free form pieced, couched, embellished



Audrey Hyvonen - Hot Potato

Kalispell, Montana USA

The second in a potato series, Hot Potato lifts up the warmth and comfort of summer without regard to the fires and drought that accompany this harsh season. Keeping it rosy, this little potato brings fullness and vibrancy enough for the viewer to share.

Materials: Cotton, thread, batting

Techniques: Improvisationally pieced, machine quilted



Emanda R. Johnson - Dragonfly Blessing

Denton, Texas USA

When my dad was buried at the National Cemetery (in Dallas) my mother noticed all the dragonflies in the area. Now we see them as blessings.

Materials: Cotton, batting, thread, fusible

Techniques: Improvisationally cut, pieced, machine sewn, free motion quilted



Barbara D. Kibbe - Sea Breeze with Ingenious Objects

Pacifica, California USA

I am an art quilter and a printmaker, but I was a printmaker first. I now work to marry the disciplines. This small study is part of a series I call The Garden of Earthly Ingenuity where I am exploring images printed from ingenious objects. In the broadest sense, these works are about climate change and my belief that optimism about the future depends on human ingenuity in the face of the the huge social, political, and engineering challenges of our ties. In this series, I collect and print machined objects and the "accidental outputs" of 3D printers as social evidence of ingenuity. Printed with Caligo Safewash relief inks on Evolon.

Materials: Caligo Safewash inks, Evolon

Techniques: Monoprinted, stamped, stitched



Cat Larrea - Chugach Clouds

Anchorage, Alaska USA

My aim with landscapes is to simplify a scene into essentials of shape and line. I often deliberately deviate from realistic color to enhance and distinguish shapes as necessary. In this piece, I hope to convey a sense of calm and timelessness. The mountains represent permanence. While clouds can be interpreted as an ever changing dynamic in the natural world, in this case I wanted them to be soft and non-threatening. "Chugach Clouds" is inspired by my photography along Turnagain Arm and the Chugach mountain range.

Materials: Cotton, batting, thread

Techniques: Fiber reactive dye painted, fused, quilted



Katharina Litchman - Sand Eels

Jeffersonville, New York USA

I just finished a large piece on ocean creatures that I'd planned for a long time. I had decided not to use the sea horses, so was glad to make a small version and make them the center, though I named it "Sand Eels" as "Sea Horses" would be too obvious!

Materials: Cotton, felt, beads

Techniques: Hand dyed, machine quilted, hand appliquéd, fused



Ann Baldwin May - Dancin' Blues

Santa Cruz, California USA

My art quilts are all about Color! Texture! Movement! Art quilts free me to choose a wide array of colors, textiles, and fabrics. Color is where my projects start. This abstract art quilt uses a wide array of blue cotton fabrics. My motivation comes from what I want to do with color. Tucks add texture. Curved line piecing and Scribble Quilting adds movement.

Materials: Cotton

Techniques: Curved line pieced, machine pieced, scribe quilted




Diane Melms - Join the Fun

Anchorage, Alaska USA

My intent is to make colorful, playful compositions that uplift the spirit.

Materials: Cotton, batting, thread

Techniques: Hand dyed, fused fabric collage, machine stitched, turned edge appliqué




Sherrie Moomey - City Skyscraper

Beaverton, Oregon USA

Currently my work is focused on structures, exploring the shapes and lines. This piece is inspired by a photo I took at dusk of a skyscraper in Denver.

Materials: Cotton, thread, fusible, acrylic paint

Techniques: Hand dyed, hand painted, mosaic fused, free motion and traditional quilted



Amy Nelson - Life in a Water Droplet

Round Rock, Texas USA

Constructed from fabric scraps left over from another project, including deconstructed screen prints, shibori and resist dyed fabric, I chose to interpret the designs in the deconstructed screen print as if they were creatures in a water puddle.

Materials: Cotton, wool felt, embroidery floss

Techniques: Deconstructed screen printed, hand dyed, shibori, wheat paste resisted, hand stitched, hand embroidered



Lisa Marie Panaccione - Exploring

Amesbury, Massachusetts USA

This piece is part of a series of art quilts created with the intent of exploring a place and time that exists in my imagination.

Materials: Cotton, thread, acrylic paint, acrylic medium

Techniques: Painted, quilted



Jenny Perry - Cabin in the Moonlight

Black Mountain NC, North Carolina USA

A photo of the artist's former home in Kentucky, printed onto hand-dyed silk organza, suggested a moonlit scene. The details were enhanced by thread work.

Materials: Silk organza, cotton, tulle, silk batting, assorted threads, stabilizer, paintsticks

Techniques: Hand dyed, photo transferred, free motion thread painted and quilted, fused tulle, painted



Doreen Prakshot - Eenie Meanie

Sevierville, Tennessee USA

I love all wildlife. I'm especially drawn to crows in sketches, photo, acrylic paintings, dish towels, curtains, and art quilts. We've fed all birds and that includes a special spot for crows. In turn, they amuse us with their antics and warn us when unsavory critters are around.

Materials: Batiks, upcycled thrift, batting, cotton crochet, thread

Techniques: Layered, free motion stitched, embroidered, knotted, fused, hand stitched



Tara Ritacco - Read Between the Lines

Carsbad, California USA

"Read Between the Lines" is representative of hidden messages never spoken but meant to be understood. The rusted circles reflect on "circle talk."

Materials: Silk organza, silk noil, cotton, paper, turquoise stones, African Map Jasper, Leopard Skin Jasper, copper wire

Techniques: Rust printed, stenciled, shibori dyed, eco botanical printed, machine and hand embroidered



Nancy Ryan - Rough Sea

Gardnerville, Nevada USA

Sailing is one of my favorite things to do in the spring and summer months. Sailing is challenging at times, especially when the sea is rough and roaring.

Materials: Cotton, batting

Techniques: Fused, free motion quilted




Jeannie Schoennagel - Nature's Treasures: Copper and Turquoise

Pittsburg, Texas USA

The beauty of nature is all around us, including underground. Copper and turquoise are two minerals that are found together. Their patterns and color combinations are dazzling.

Materials: Cotton, satin, tulle, thread

Techniques: Free cut, free motion quilted



Sue Sherman - Lilac Breasted Roller No. 2

Newmarket, Ontario Canada

Image of a lilac breasted roller, a pretty songbird photographed by the artist in Kenya's Ol Pejeta park.

Materials: Dye, cotton, batting, canvas, thread

Techniques: Painted, machine quilted, thread painted



Jennifer Lynn Strauser - Regatta

Sparta, New Jersey USA

This project is the result of a watercolor painting class exercise—to be inspired by the work of another artist. I chose to work with a piece by Patrick Lynch, entitled "Wooden Sailboats." After making three paintings, with each stepping away from his style into my own, I decided to try it in fabric. I used curved piecing, free motion quilting, free-form appliqué, and hand quilting. The water in the background is all improv cut and pieced curves. The sailboats are free-hand cut from quilting fabrics. I prefer not to use interfacing or fusible for my appliqué—the stitching experience is better without fusible products, and I enjoy the small amount of texture provided by the unravelling edges of the fabrics.

This piece reminds me of a special day my husband and I had. We were boating and found ourselves on the outer edge of a sailboat race. The experience of all of the boats maneuvering around a buoy while almost completely silent was shocking and beautiful. It was magical.

Materials: Cotton, thread, batting

Techniques: Improvisationally curve pieced, free motion quilted, raw edge appliquéd, hand quilted



Patti Tourville - Midnight Masquerade

Marquette, Michigan USA

“Midnight Masquerade” is peering in to see when the fun will begin! She is full of whimsy and color. I enjoy working with colorful fabrics and a variety of prints that help to create a whimsical outcome. In this piece the background stripes and rick rack help to add to the whimsy with their playful features and stripes of color.

Materials: Cotton, batik, batting, thread, fusible interfacing, freezer paper, sketch, rick rack, plastic sequins, glass beads

Techniques: Cut, fused, straight stitched, zig zagged, hand stitched




Beth Frisbie Wallace - Abby's Joy Ride

Francestown, New Hampshire USA

Like many dogs, my son and daughter-in-law's dog Abby loves to ride in the car. I was inspired by a photo capturing Abby's joy as they started out on a drive.

Materials: Cotton, felt, fusible web, thread, Inktense pencils, textile paint, archival pen, scrap of decor bond
Techniques: Fusible raw edge appliquéd, free motion quilted, detailed, hand stitched, painted, satin stitched




Sarah J. Williams - Trees

Salem, Oregon USA

Fall is approaching and the shadows in the forest are getting longer.

Materials: Cotton

Techniques: Machine pieced, machine quilted



Tricia Wyard-Scott - Leave Your Mark In Colour

Bancroft, Ontario Canada

Exploring our world with paper maps is becoming a rare occurrence. Finding your own way takes time and thought that allows you to get lost and make serendipitous discoveries. With each turn you have the opportunity to leave your imprint on the world around you. Make the most of this chance to inspire and leave your mark in full colour.

Materials: Paper maps, thread, woven stiffener, felt, pen

Techniques: Crumpled, torn edge pieced, appliqué, thread painted, machine quilted, torn edge finished

