

Do you want to become a Juried Artist?

- What Is a Juried Artist?
- Why Should I Become One?
- How Do I Go About Applying?

Dorothy Raymond, SAQA Juried Artist Member Co-Coordinator

October 2023

What is a Juried Artist?

- We present ourselves as artists making fine art.
- We can write an artist statement that connects the viewer to our art.
- We can recognize a cohesive body of work.
- We continue to study and grow in our art practice.
- We submit only the best photos of our work.

Why Do Artist Members Want to Become Juried Artists?

- Opportunity to increase the perceived quality and value of my work (30%)
- Peer-reviewed approval of my work (25%)
- The discipline of preparing a professional portfolio will help me develop as an artist (21%)
- Ability to network with other Juried Artists (20%)

Data from recent SAQA Global survey

Are You Thinking about Applying?

- Do you have 7 pieces that are a cohesive body of work?
- Are your photos the same quality as what you would see in a SAQA exhibition catalog?
- Has your art been in juried exhibitions?
- Can you articulate your artistic intent?
- Do you have a resume or CV for your art practice?
- Do you have a web presence?
- Can you read and follow the [Guidelines](#)?

Details for these requirements are in the Guidelines and are explained in this presentation.

Advisors are waiting to help you...

- SAQA Mentoring Program can help you develop as an artist.
- When you are ready to apply to become a Juried Artist, SAQA members can ask for an Advisor to review your application before it is submitted.
- Advisors are former members of the Review Panel who have volunteered to help applicants submit successful applications.

Is using an Advisor required?

- Using an advisor is not required and not a guarantee of success, but it can be very helpful.
- Juried Artist Advisors assess your application against the [Guidelines](#)
 - Have you presented a cohesive body of work?
 - Are your photos ready for publication?
 - Do your artist statement and resume conform to the Guidelines?
- Advisors are also available AFTER an applicant has not been accepted.
- JAMadvisor@SAQA.art

The Requirements Explained

Checklist for Photographs

- All edges are visible; only a narrow band of the background showing.
- Background is plain. There's nothing distracting from the art.
- No visible pins or hanging rods.
- No distortion or keystoneing.
- Evenly lit (no hot spots or dark areas; lighting color temperature is consistent). Does your background appear to be the same color top to bottom and side to side?
- High resolution and in focus.
- Detail images are separate photos of a selected area, not cropped from the original.
- Are you submitting the correct photograph?

Cohesive Body of Work: what's in your portfolio?

- Is your portfolio focused and consistent?
- Do you have a distinct, compelling artistic voice?
- Do the pieces in your portfolio relate to each other?
- Do the pieces in your portfolio meet SAQA's definition of an art quilt?
- Does your portfolio show a mastery of the craft?
- Does your portfolio show an understanding of the principles of design and composition?

A body of work is NOT:

- 7 pieces that look alike
- A retrospective
- A sampler
- Imitations of someone else's style
- A showcase of your quilting or surface design techniques
- A lifetime commitment to make only art in the same style

Where Have You Exhibited?

- Acceptance into juried art or art quilt exhibits signals your desire to put yourself forward AND recognition that your work is exhibit-worthy.
- Where you have exhibited is important; not all exhibitions are equal in status.
- General ranking of exhibitions
 - Solo or invitational exhibits
 - Juried art quilt exhibits that attract global entries and seek the best work
 - SAQA Global Exhibits
 - Juried fine art exhibitions (local, regional or national)
 - SAQA Regional Exhibits
 - Quilt shows

Partial list of juried art quilt exhibits with global entries that seek the best work

- Quilt National (biennial); the Dairy Barn, Athens, Ohio
- Visions (annual); Visions Museum of Textile Art, San Diego, California
- Art Quilt Elements; Wayne Art Center, Wayne, Pennsylvania
- Quilts=Art=Quilts; Schweinfurth Memorial Art Center, Auburn, New York
- Excellence in Quilts; Fiber Art Now periodical
- Form not Function; Carnegie Center for Art and History, New Albany, Indiana
- Fiberart International; Fiber Arts Guild of Pittsburgh, Pittsburgh, Pennsylvania
- Fantastic Fibers; Yeiser Art Center, Paducah, Kentucky
- New Legacies; Lincoln Center, Fort Collins, Colorado
- Art Quilts annual exhibit; Chandler Center for the Arts, Chandler, Arizona
- The Artist as Quiltmaker (biennial); FAVA Gallery, Oberlin, Ohio

Artists Statements

- Should relate to the portfolio of work and explain recurring themes and symbolism.
- Concise, easy to understand and free of typos.
- Short and succinct statements are good.
 - “My photos and drawings are what I saw. My stitching changes it to how, as an artist, I saw it” Jill Kerttula
 - “Layers peeled back reveal the source, the inspiration, and my mad desire to capture thoughts, dreams and the beauty of nature.” Wen Redmond
 - “I love the juxtaposition of spontaneity and precision. To get a composition to look free flowing and gestural demands great control and exactness.” Judy Kirpich
 - “I strive for a balance between stillness and movement, calm and excitement, darkness and light.” Katherine Allen

What Should NOT Go In:

- No generalities that could apply to any artist (“I like to play with color,” “I’m inspired by nature”).
- No biographical info unless it **directly relates** to the theme of your seven pieces
- Why you deserve to be a Juried Artist
- If English is not your native language (or if you can’t spell), help is available! Ask for an Advisor!

Yes I meet the criteria! Where do I start?

- ***Read the Guidelines then FOLLOW them.***
- The Guidelines are specific requirements. The Review Panel looks at more than your art, it looks at whether you can demonstrate that you have a professional approach to your art practice. Following specific requirements is part of that.
- No matter how many shows you've gotten into, or books you've written, or art quilts you've sold, if you don't follow the Guidelines, you won't be accepted.
- Ask questions (jams@saqa.art) if something is not clear.
- Ask for an Advisor to look at your application before you file! (JAMadvisor@saqa.art)

What happens if my application isn't accepted?

- You get feedback from SAQA telling you the specific areas where your application needs more work and encouraging you to re-apply.
- Many Juried Artists were not accepted the first time they applied.
- You can use an Advisor for your second (or third) application even if you didn't when you first applied.

If you think it might be in your future...

- Make lots of art to develop your unique voice.
- Keep entering a lot of shows...national and international art quilt shows. And enter Fine Art exhibits, too.
- Start keeping a record of your exhibitions, to get a head start on your resume.
 - “the title of the exhibition, the name(s) of the juror(s) and/or curator(s), the name of the venue, city, state, country, and date.”


Questions to ask yourself (after you've read the Guidelines)


- Are you ready to start the process?
- If not, what do you need to do?
- When might you be ready to start/submit your Juried Artist application? (You can submit any time; the Review Panel meets quarterly.)
- We want you to succeed!
- We're here to help!
- jams@saqa.art
- JAMadvisor@saqa.art



Dorothy Raymond,
Juried Artist
Portfolio





Work dates from
2013 to 2017





Donna Deaver, Juried Artist portfolio
Artwork dates from 2014 to 2019





Linda Syverson Guild, Juried Artist portfolio
Work dates from 2008 to 2019

